



NAVY



RUGGED PANEL PC

A3R SERIES

24" A3R 6824 WU



Key Features

- IP68/NEMA 6P waterproof
- Full MIL specs qualified
- NVIS capability
- Multiple I/O & reconfigurable pin-out
- High connectivity with flexible positioning of the connectors
- Optional USB front connector
- Performing CPU & GPU up to Intel Core™ i7
- ROHS compliant

IRTS 6824WU is a 24" smart panel from A3R Family, a comprehensive range of 17" to 24" rugged and ultra rugged flat panel workstations.

Its specific design, advanced processing, graphic display and video capabilities meet the evolving and operational needs of modern Armed Forces and cope with the toughest environments.

A3R Technology, based on mechanical and electronic common architecture, generates modular and flexible configurations. It allows selecting screen sizes (17", 19", 20", 21"W, 24" & 24"W), brightness level, processors performance, as well as military specs ruggedization according to random vibrations levels: level I up to 3 G RMS (SK1 serie) and level II up to 6 G RMS (SK2 serie).

Tightly coupled with client hardware and software - control, command, communication (C4I) and sensor systems - open-ended electronic architecture and easy mounting make it the choice of prime system integrators as a reliable, configurable, upgradeable, best cost and lead time MOTS (Military Off The Shelf) equipment in operational use today.

See also the other smart panels in the A3R series specifically designed for your Airborne, Army or Industry applications, as well as the displays of the A3RD series.

PRODUCT SPECIFICATIONS

Display Module	
Size	24"
Resolution	1920 x 1200 (WUXGA)
Brightness	300 Cd/m ²
Dot pitch	0.270 (H) x 0.270 (V) mm
Viewing angles	89°-89° (H) / 89°-89° (V)
Response Time	14 ms (Tr+Tf) White to Black
Contrast Ratio	1000 : 1
Display Color	16.7 M (Dithering)
Backlight	LED Technology
Dimming ratio	up to 10 Cd/m ²
Touch screen characteristics	Resistive (Capacitive in option)
Controls	
Remote control	Backlight, blackout and On/Off control in front
Additional control capability	3 free programmable function keys
Integrated Computer	
Microprocessor	Intel® Core™ i3-6100U (6th Generation)
Memory	4 GB, up to 16 GB DDR4 SO-DIMM
Graphic controller	Integrated GPU
Serial Ports	4 x Serial multiprotocol V11/V24 Soft. Conf.
Digital I/O	4 x opto-isolated (Input / Output)
Audio	1 x Out stereo, 1 x In stereo
USB 2.0	1 x External
Ethernet	3 x 10/100/1000 Mbits
CAN	2 x CAN 2.0B
DVI	1 x DVI Out
Extension slots	1 x mini PCIe + 2 x XMC
Disk	SSD 32 GB SATA (iSLC), up to 512 GB
Operating system	Windows Seven Embedded 64bits or Linux Xubuntu 16.04 64 bits
Security Feature	TPM 2.0
BITE	Unit Management Software
Electrical Features	
Power supply DC	Power 18/36 VDC with galvanic isolation
LiPo-DC	Internal LiPo battery option for Power 18/36 VDC
PLD-DC	Power Line Disturbance optional module for Power 18/36 VDC
Power supply AC	Power 90-264 VAC with galvanic isolation
Power consumption	50 W normal environment cond. 80 W max in cold environment
Physical Features	
Dimensions (mm)	591.5 x 397 x 86.2 mm
Weight	12 Kg
Mechanical fixing	573,5 x 379
Packaging / color	Aluminum / GAM C BLACK 36X3 (Other colors available)
Connectors Type & Position	
Connectors position / orientation	DOWN / HORIZONTAL (Other configurations available - see below)
Connectors type	MIL-DTL-38999 III (Black Zinc Nickel) size 11, 13 & 15
Options	
CPU	Intel Core™ i7-6600U (6th generation)
Composite Video	1 x Coaxial composite PAL/NTSC (BNC)
Front USB Connector	1 x Fischer DBPLU serie 102 on front panel
Optical bonding	LCD panel bonding
Connecteur Caps	Standard on front, optional on the others connectors
Fastening	See configator below
Warranty	
	Two-year limited warranty (parts and labor)
	Additional coverage and customized service plans available on request

CONFIGURATOR FOR FINAL PRODUCT

Various combinations are available according to fastening and to orientation and positioning of connectors.

Commercial reference	6824WU
Fastening	F (Front) R (Rear)			
Orientation of connectors	H (Horizontal) V (Vertical)			
Position of connectors	U (Up) D (Down)			



IRTS

639 Boulevard des Armaris ■ 83100 Toulon ■ France

Tel.: +33 (0)4 94 20 78 00 ■ Fax : +33 (0)4 94 20 78 01

IRTS NATO CODE : FAAJ7

Contact : sales@irts.fr ■ www.irts.fr

RUGGED ELECTRONICS, COMPUTERS & DISPLAYS

RANGE OF DISPLAYS

A3R offers a wide range of smart panels whose 6 monitor's screen sizes and 2 brightness levels will meet your needs for your indoor and outdoor applications. IRTS can design additional A3R panels that could meet your specific needs.



A3R LCD DISPLAYS	17"	19"	20"	24" W	21"5 W	24" W
	SXGA		UXGA	WUXGA	Full HD	
A3R Series	A3R17 SX	A3R19 SX	A3R20 UX	A3R24 WU	A3R21 HD	A3R24 HD
Screen Ratio	5/4		4/3	16/10	16/9	
Resolution	1280 x 1024		1600 x 1200	1920 X 1200	1920 x 1080	
A3R Standard Luminance cd/m ²	300	300	250	300	250	250
Viewing Angles	80°/80°/60°/80°	85°/85°/80°/80°	85°/85°/85°/85°	89°/89°/89°/89°	89°/89°/89°/89°	89°/89°/89°/89°
A3R Outdoor Luminance cd/m ² (option)	800	800	550	On customer request	On customer request	
Viewing Angles	80°/80°/60°/80°	85°/85°/80°/80°	85°/85°/85°/85°			
Sunlight readability (option)	IRTS bonding technology (applicable to standard & outdoor versions)			IRTS bonding technology (applicable to standard & outdoor versions)	IRTS bonding technology (applicable to standard & outdoor versions)	

PRODUCT RANGE

Depending on the application, our range offers products that will comply with your size, ruggedization and environmental conditions requirements.

A3R for Navy			A3R Range	
Display Size		A3R Series	SKU 1	SKU 2
			Rugged Model	Ultra Rugged Model
17"	17" SXGA (1280 x 1024)	A3R17 SX	6817 SX SK1	6817 SX SK2
19"	19" SXGA (1280 x 1024)	A3R19 SX	6819 SX SK1	6819 SX SK2
20"	20" UXGA (1600 x 1200)	A3R20 UX	6820 UX SK1	On customer request
21"	21" FHD (1920 x 1080)	A3R21 HD	6821 HD SK1	
24"	24"5 FHD (1920 x 1080)	A3R24 HD	6824 HD SK1	
	24" WUXGA (1920 x 1200)	A3R24 WU	6824 WU SK1	
Power Supply Characteristics			18-36 VDC	
DC Power Supply			85/265 VAC 50-400 Hz	
AC Power Supply				
2 Ruggedization Levels			Operating Environmental Conditions	
Temperature range			Level I	Level II
Operating			-20°C to +55°C	-32°C to +60°C
Storage			-32°C to +70°C	
Humidity			T= +40°C, HR = 5 to 95%	T= +60°C, HR = 5 to 95%
Mechanical			Level I	Level II
Random vibrations			up to 1g RMS	up to 5,8g RMS
Sinus vibrations			up to 1.28g	up to 1.28g
Shocks			30g 11msec half sine X,Y,Z axis	37g 25msec half sine X,Y, Z axis
EMC/EMI			Level I	Level II
MIL-STD 461E			Navy applications	Navy fixed & Air Force



IRTS

639 Boulevard des Armaris ■ 83100 Toulon ■ France

Tel.: +33 (0)4 94 20 78 00 ■ Fax : +33 (0)4 94 20 78 01

IRTS NATO CODE : FAAJ7

Contact : sales@irts.fr ■ www.irts.fr

RUGGED ELECTRONICS, COMPUTERS & DISPLAYS

ENVIRONMENTAL CONDITIONS

The table below shows our benchmark for environmental standards.

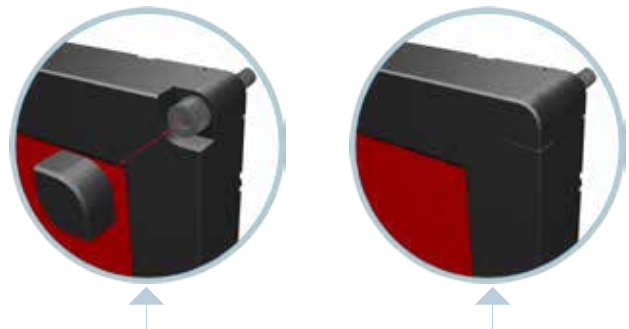
Qualification Standards		
A3R	SK1	SK2
Vibrations	MIL STD 167 : Type 1	
	STANAG 4370 AECTP400: Method 401 Table E1	
	MIL-STD 810G : Method 514.6 Cat. 21 - Method 528	
	DEF STAN 0035 : Test M1 figure A28	DEF STAN 0035 : Test M1 figure A29
Shocks	DEF-STAN 0035 Part 3	
Emission	MIL-STD 461E: CE102 Basic Curve, RE102 Submarine application (internal to pressure hull) RE 102 Surface Ship application (below desk)	MIL-STD 461E: CE102 Basic Curve RE102 Navy Fixed & Airforce RE 102 Surface Ship application (top side)
Susceptibility	MIL-STD 461E: CS101, CS114, CS115, CS116, RS103	
Operating temperature	MIL-STD 810F, Method 501.4 et 502.4, Procedure II	
Humidity	MIL-STD 810F, Method 507.4	
Salt fog	MIL-STD 810F, Method 509.4, Procedure I	
Waterproofness	IP 68, immersion 1 meter	

PRODUCT MOUNTING

Basically, the back side of the A3R packaging offers threaded holes for four M8-screws, that can be operable or not. Note that this mounting is invariant whatever the size of display. Customer has to choose between front or rear mounting.

STANDARD FRONT MOUNTING

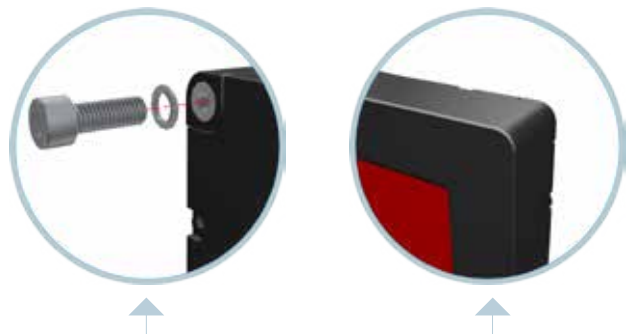
Standard front mounting is realized by fastening of 4 x M8-captive screws positioned at each front corner of the product, finished with trim screws (example for 6821SX-FHD).



FRONT MOUNTING

OPTIONNAL REAR MOUNTING

Optionnal rear mounting can be realized by using the 4 threaded holes for M8-screws positioned at each rear corner of the product (example for 6821SX-RHD).



REAR MOUNTING



IRTS

639 Boulevard des Armaris ■ 83100 Toulon ■ France

Tel.: +33 (0)4 94 20 78 00 ■ Fax : +33 (0)4 94 20 78 01

IRTS NATO CODE : FAAJ7


Contact : sales@irts.fr ■ www.irts.fr

RUGGED ELECTRONICS, COMPUTERS & DISPLAYS


CONNECTORS POSITIONINGS AND ORIENTATIONS

DOWN POSITIONING

Standard orientation : Horizontal
(6817SX-RHD or 6817SX-FHD)



Optional orientation : Vertical (with Minimum Order Quantity)
(6817SX-RVD or 6817SX-FVD)




UP POSITIONING

Standard orientation : Horizontal
(6817SX-RHU or 6817SX-FHU)



Optional orientation : Vertical (with Minimum Order Quantity)
(6817SX-RVU or 6817SX-FVU)



COLOR PRODUCT

Standard color is black (GAM C Black 36X3).
Other colors can be proposed on request with Minimum Order Quantity.



IRTS

639 Boulevard des Armaris ■ 83100 Toulon ■ France

Tel.: +33 (0)4 94 20 78 00 ■ Fax : +33 (0)4 94 20 78 01

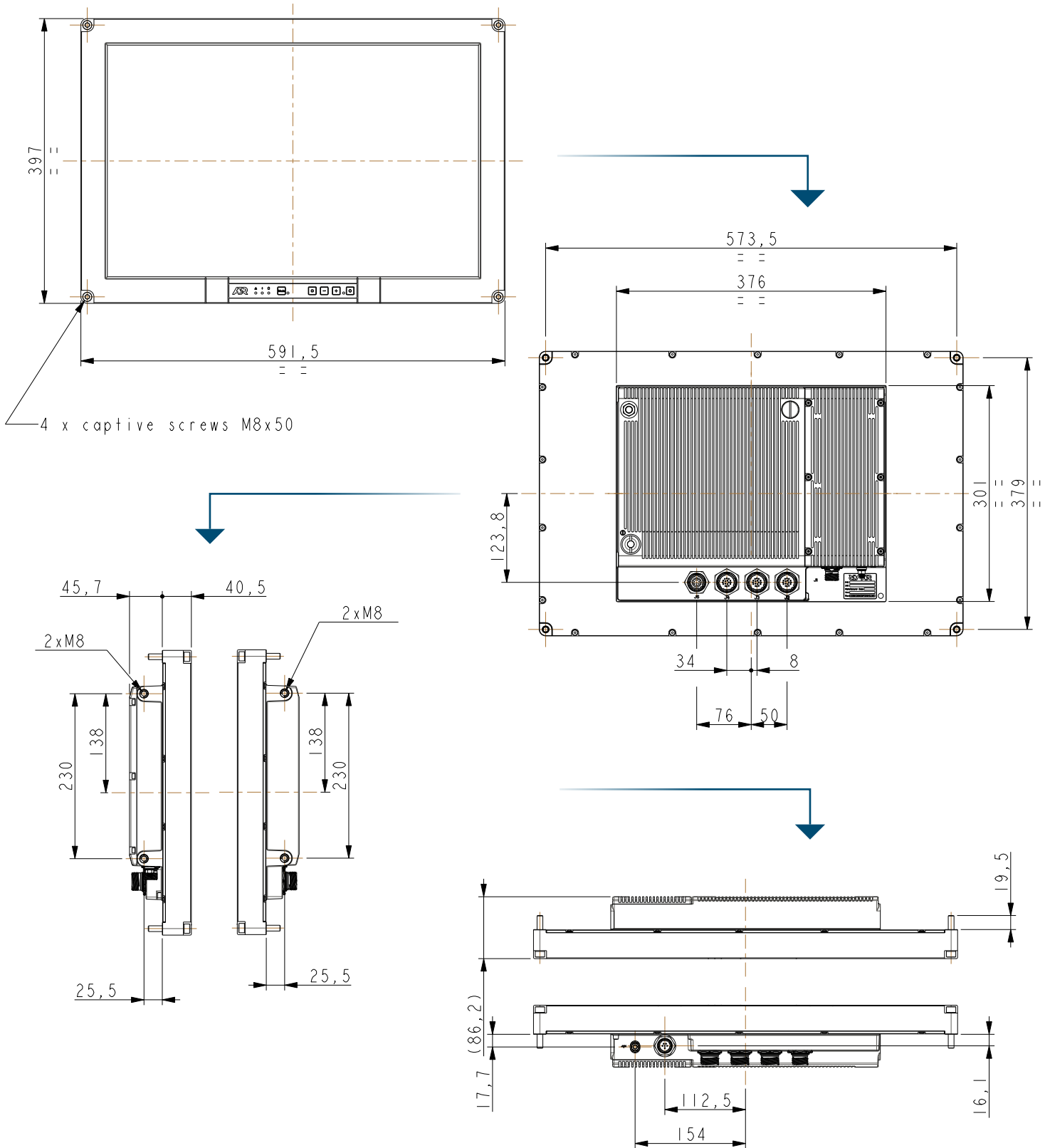
IRTS NATO CODE : FAAJ7

Contact : sales@irts.fr ■ www.irts.fr

RUGGED ELECTRONICS, COMPUTERS & DISPLAYS

TECHNICAL LAYOUT

Dimensions are in millimeters (mm).



IRTS
 639 Boulevard des Armaris ■ 83100 Toulon ■ France
 Tel.: +33 (0)4 94 20 78 00 ■ Fax : +33 (0)4 94 20 78 01
 IRTS NATO CODE : FAAJ7
 Contact : sales@irts.fr ■ www.irts.fr

RUGGED ELECTRONICS, COMPUTERS & DISPLAYS